



WOOD COLLECTION

MITRED DOOR STYLES

MS SERIES Drawer Front
*Mitred Solid Raised Panel
Drawer Front*

MS SERIES
Mitred Solid Raised Panel

MP SERIES Drawer Front
*Mitred Plywood Flat Panel
Drawer Front*

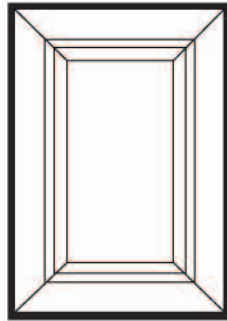
MP SERIES
Mitred Plywood Flat Panel Door



MITRED DOORS

DOORDESIGNS (100 only)

FINISHED DOOR THICKNESS 13/16"



100

PANELPROFILES



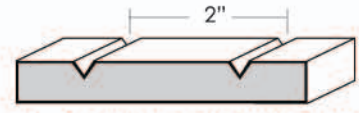
P0 1/4" PANEL



P2



P4



P6 3/8" "V" GROOVE PANEL



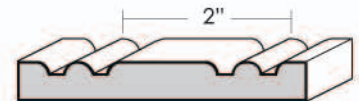
P1



P3



P5



P7 3/8" BEADED PANEL

RAILPROFILES



M1 2 7/8"



M4 2 7/8"



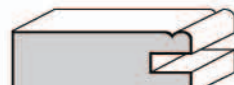
M7 2 7/8"



M10 2 7/8"



M2 2 1/4"



M5 2 1/4"



M8 2 1/4"



M11 2 1/4"

RAILPROFILES (DRAWER ONLY)



M3 1 3/4"



M6 1 3/4"



M9 1 3/4"

NOTE: The M4, M5, M6 you have the option of an edge profile referenced on Mortise & Tenon index page.

NOTE: All Mortise & Tenon stile/rails can be made as a mitred door. Call to enquire.